


Push-to-Connect Couplings



Multi Couplings



Screw-to-Connect Couplings



Product Overview
STAUFF Quick Release Couplings



STAUFF Quick Release Couplings

STAUFF couplings have proven their value for many years in practical use in hydraulic systems. The excellent quality of the couplings is the result of continual product improvement in which the experiences of users have been taken into consideration, as well. Our high production standards, combined with our quality management system certified in accordance with EN ISO 9001, assures the quality of our products.

Housing material

Steel according to EN 10277:
Couplings Series FF, FC, HP-10, IA, IB, ID, BP, HUS, PS, RK/RH, FG, HH, HI, HT and MK with Zinc-Nickel coating,

Zinc-Plating and Thick-Film-Passivation
(Chrome III)

Seals

NBR (Buna-N®), PTFE
ISO 3601

Operating temperature

-25 °C ... +100 °C / -13° F ... +212° F
with NBR (Buna-N®), PTFE
-25 °C ... +200 °C / -13° F ... +392° F
with FKM (Viton®)

Please contact STAUFF to require other combinations of materials.

The operating pressures specified in our catalog relate to the strength of the housing components. Standardized connector shapes may have other rated pressures, which cannot automatically be applied to the particular coupling type.

Any remodeling and modification of the couplings are prohibited. By any maintenance of our couplings it's necessary to use original STAUFF parts. In case of using of no original parts or disassembling of the couplings the warranty will be expire.

The STAUFF hydraulic couplings don't have the 94/7/EG guidance for the using in explosive field. The couplings don't have an own ignition source which could be a reason of inflame.





- Free of hexavalent chrome Cr(VI)
- ELV compliant according to 2000/53/EC (End of Life Vehicles Directive)
- REACH compliant according to 1907/2006/EC (Registration, Evaluation, Authorisation and Restriction of Chemicals)
- RoHS compliant according to 2002/95/EC (Restrictions of the Use of Hazardous Substances)

Inspection Certificate	
Client: Wissenschaftszentrum Mittelhessen, Germany	Order: 0104
Order Date: 10.05.2015	Issue Date: 21.05.2015
Inspection Date: 10.05.2015	Valid Until: 30.05.2015
<p>The certificate is issued to the client for the purpose of verifying the conformity of the product with the requirements of the relevant standards and specifications.</p>	
<p>Product Description: Hydraulic quick release coupling system</p>	
Type: HT 100-100-100	Material: Aluminum
Manufacturer's Designation: HT 100-100-100	Material: Aluminum
Test Method: Testing with customer's tooling	Test Results: Conformant
Test equipment: HT 100-100-100 and HT 100-100-100	Test Results: Conformant
Test procedure: HT 100-100-100	Test Results: Conformant
<p>All test results are in accordance with the requirements of the relevant standards and specifications.</p>	
<p>For details please refer to attached signed and stamped test report HT 100-100-100, dated 10.05.2015.</p>	
<p>Signature: <i>[Signature]</i> Inspector: HT 100-100-100</p>	
<p><small>Copyright: 2015 STAUFF Group AG. All rights reserved. STAUFF Group AG is not responsible for the use of the information in this document for purposes not intended by STAUFF Group AG. STAUFF Group AG is not responsible for the use of the information in this document for purposes not intended by STAUFF Group AG.</small></p>	


Normative references


EN ISO 8330:2000, ISO 5675,
ISO 5676, ISO 7241, ISO 16028, AMD 1




Quick Release Couplings - Overview

Working Pressure bar / PSI													
		1250 / 18130											
		1000 / 14504											
		900 / 13054											
		800 / 11603											
		700 / 10153											
		600 / 8702											
		500 / 7252											
		400 / 5802											
		300 / 4351											
		200 / 2901											
		100 / 1450											
Series		FF	FC	FH	FO	HP	HU	UX	IA	IA	IB	IB	
Material	Carbon Steel	•	•			•	•	•	•		•		
	Stainless Steel			•	•					•			
	Brass												•
	Zinc-Nickel	•	•			•	•		•		•		
Surface Finishing	Zinc-Plating and Thick-Film-Passivation (Chrome III)	•				•		•					
	NBR (Buna-N®)	•	•			•	•	•	•		•		
Standard Seal Material(s) ¹	HNBR												
	FKM (Viton®)			•	•					•		•	
	PTFE	•	•	•		•		•					
	PU	•	•										
Working Temperature	°C	-25 ... +100	-25 ... +100	-25 ... +200	-25 ... +200	-25 ... +100	-25 ... +100	-30 ... +100	-25 ... +100	-25 ... +200	-25 ... +100	-25 ... +200	
	°F	-13 ... +212	-13 ... +212	-13 ... +392	-13 ... +392	-13 ... +212	-13 ... +212	-22 ... +212	-13 ... +212	-13 ... +392	-13 ... +212	-13 ... +392	
Valve Design	Flat Face	•	•	•	•								
	Poppet Valve					•	•	•	•	•	•	•	
	Ball Valve												
Connection	Push	•	•	•	•	• ²	• ²	•					
	Push and actuate Push-Pull Sleeve					•	•						
	Push and actuate Push Sleeve								•	•	•	•	
	Screw												
Disconnection	Pull					• ²	• ²	•					
	Actuate Push-Pull Sleeve					•	•						
	Actuate Push Sleeve	•	•	•	•				•	•	•	•	
Connect Under Pressure ⁶	Screw												
	Male Tip		• ³				• ³						
	Female Body							• ⁷					
Application	Agricultural and Forestry Machinery					•	•	•	•	•			
	Construction Machinery	•	•										
	Industrial Hydraulic	•	•	•						•	•	•	
	Offshore				•								
	Rescue and Tensioning Hydraulics												
ISO Interchange		ISO 16028	ISO 16028	ISO 16028		ISO 7241-1, Series A					ISO 7241-1, Series B		

¹ Alternative seal materials are available on request.
 Working Pressure depends on the nominal size.

 Minimum Working Pressure
² When mounting the Sleeve in Bulkhead³ Up to max. 250 bar / 3626 PSI⁴ Up to 33% of the Working Pressure with Tools⁵ Max. 100 bar / 1450 PSI⁶ Only Residual Pressure⁷ Female Body up to max. 2,5 bar / 36 PSI, ISO-A Male Tip up to the max. Working Pressure allowed⁸ Max. 20 bar / 290 PSI Residual Pressure with Tools⁹ Up to max. 50 bar / 725 PSI with Tools



Push-to-Connect Couplings

STAUFF push-to-connect Couplings consist of a Female Body and a Male Tip and ensure that two tube/hose ends can be quickly and incredibly easily coupled and uncoupled without the need for a tool.

The permitted working pressures of push-to-connect Couplings are comparatively limited (depending on the respective nominal size) as they are securely locked by snap-in balls.



Series FF

Flat-face Coupling acc. to ISO 16028,
Series FU (male tip) Connection under pressure



Series FH (Stainless Steel)

Flat-face Coupling acc. to ISO 16028
Resistant to aggressive environment and
flow mediums



Series FO (Stainless Steel)

Flat-face Coupling
Double shut-off valve design



Series HP

ISO 7241-1, Series A, Push-Pull
Series HU (male tip) Connection under pressure

Valves close automatically if the Male Tip
break away



Series UX

ISO 7241-1, Series A, Push-Pull,
Connection under pressure

Compatible with Series HP Male Tip



Series IA

ISO 7241-1, Series A

Double shut-off valve design
Compatible with Series HP



Series IA (Stainless Steel)

ISO 7241-1, Series A

Double shut-off valve design



Series IB

ISO 7241-1, Series B

Double shut-off valve design



Series IB (Brass)

ISO 7241-1, Series B

Double shut-off valve design



Series IB (Stainless Steel)

ISO 7241-1, Series B

Double shut-off valve design



Series ID

Double shut-off valve design



Series BP

ISO 5676

For use in hydraulic brake systems. The design
of the coupling meets the requirements of
NFU 16006 and ISO 5676



Series HC

Flat-face Coupling

Double shut-off valve design



Series HD

Flat-face Coupling

Double shut-off valve design



Series HUS

Nordic interchange





Multi Couplings

The multi-coupling has been created for connecting and disconnecting several hydraulic lines at the same time. This is done by an operating lever the guide crank of which is designed for a minimum of operating force.

The connection of the hydraulic lines is done with flat face couplings. Due to the special sealing it is possible to couple against trapped pressure on the male halves (max. 4x100 bar / 5802 PSI)



Series MK

2 x 250 bar and 2 x 40 bar Working Pressure
in compact or long Version available

Screw-to-Connect Couplings

STAUFF Screw-to-connect Couplings are locked by manually screwing together the thread of the female body and the thread of the male tip as far as they will go.

Higher working pressures can sometimes be achieved with Screw-to-connect Couplings than with push-to-connect Couplings (depending on the respective nominal size) as the forces produced act on the thread rather than on the snap-in balls.



Series HS

ISO 14541

For heavy-duty service conditions
and high working pressures



Series HS (Stainless Steel)

ISO 14541

Double shut-off valve design



Series PS

For hammer application
Maximum pulse strength



Series RH

Flat-face, Pipeline Coupling

Permit separation without any loss of medium



Series FG

Flat-face Coupling, connection under pressure

Tested and certified acc. API 16 D and acc.
EUB Directive # 36



Series HR

Connection under pressure

Double shut-off valve design



Series HH

Connection under pressure

Double shut-off valve design



Series HH (Stainless Steel)

Stainless Steel, connection under pressure

Double shut-off valve design



Series HI (HIB)

ISO 14540

Double shut-off valve design



Series HT

Wing style

Double shut-off valve design



Series HM

Wing style

Double shut-off valve design



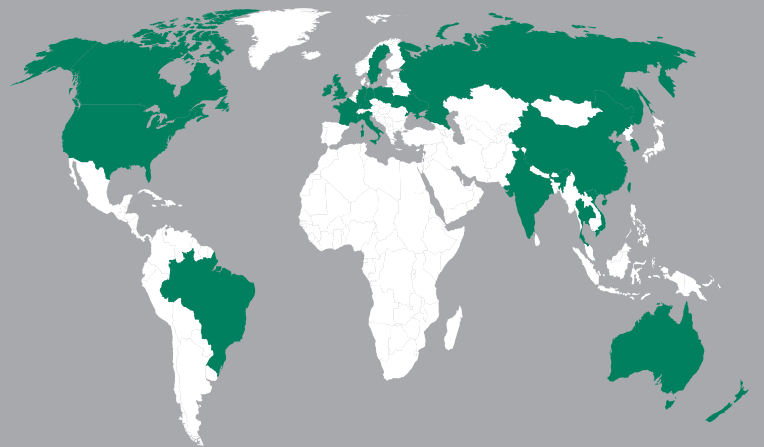
Series HV

Wing style
Connection under pressure

Double shut-off valve design



STAUFF Quick Release Couplings



Germany

Walter Stauffenberg GmbH & Co. KG
Im Ehrenfeld 4
58791 Werdohl

STAUFF products and services are globally available through wholly-owned subsidiaries and a tight network of authorised distributors and representatives in all major industrial regions of the world.

Contact STAUFF:

www.stauff.com/contact